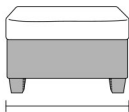


How to Measure Your Square/Rectangular Ottoman

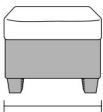
Before you order your cover, you will need to carefully measure the ottoman it is meant to cover. Our guide below will walk you through the steps to correctly and accurately measure your ottoman to ensure you get the best fit.



Width

Measure the widest side of the ottoman from left to right.

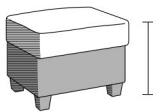
*Start measurement at the leg base or the cushion, whichever is the widest point.



Depth

Measure the deepest side, adjacent to the width, of the ottoman from left to right.

*Start measurement at the leg base or the cushion, whichever is the deepest point.



Height

Measure from the ground to the top of the ottoman.

*We recommend a cover 1-2 inches shorter than the furniture for breathability.

Please round up your dimensions to the nearest inch.

Please note: Published dimensions for patio furniture cover styles refer to furniture dimensions

Additional Tips

Each cover is intuitively designed to allow for hem-to-ground space for necessary air circulation

If no ottoman cover with your dimensions exists, choose one that is slightly larger in width or depth