


How to Measure Your Bicycle


Before you order your bicycle cover, you will need to carefully measure it to ensure you are selecting the right one. Our guide below will walk you through the steps to correctly and accurately measure your bicycle to ensure you get the best fit.



Length

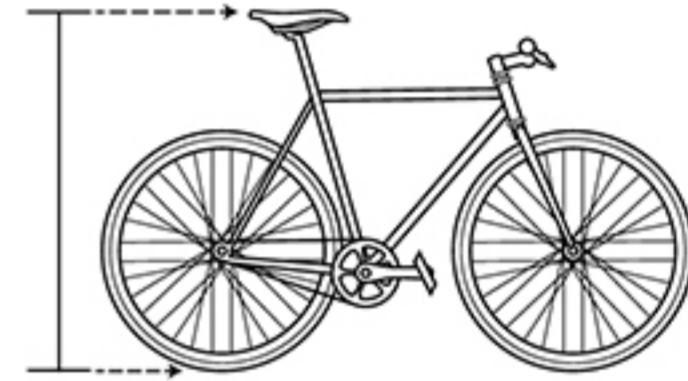
Measure from left to right across the longest part of your bicycle.

*Measure in a straight line across your bicycle, do not measure any contours.



Width

Measure from left to right across the widest part of your bicycle, including handlebars.



Height

Measure the tallest point of your bicycle from the ground up.

Please round up your dimensions to the nearest inch.

Additional Tips

Try laying your tape measure on the ground alongside your bicycle for easy measuring.

If no cover matches your exact dimensions, choose one that is slightly larger.